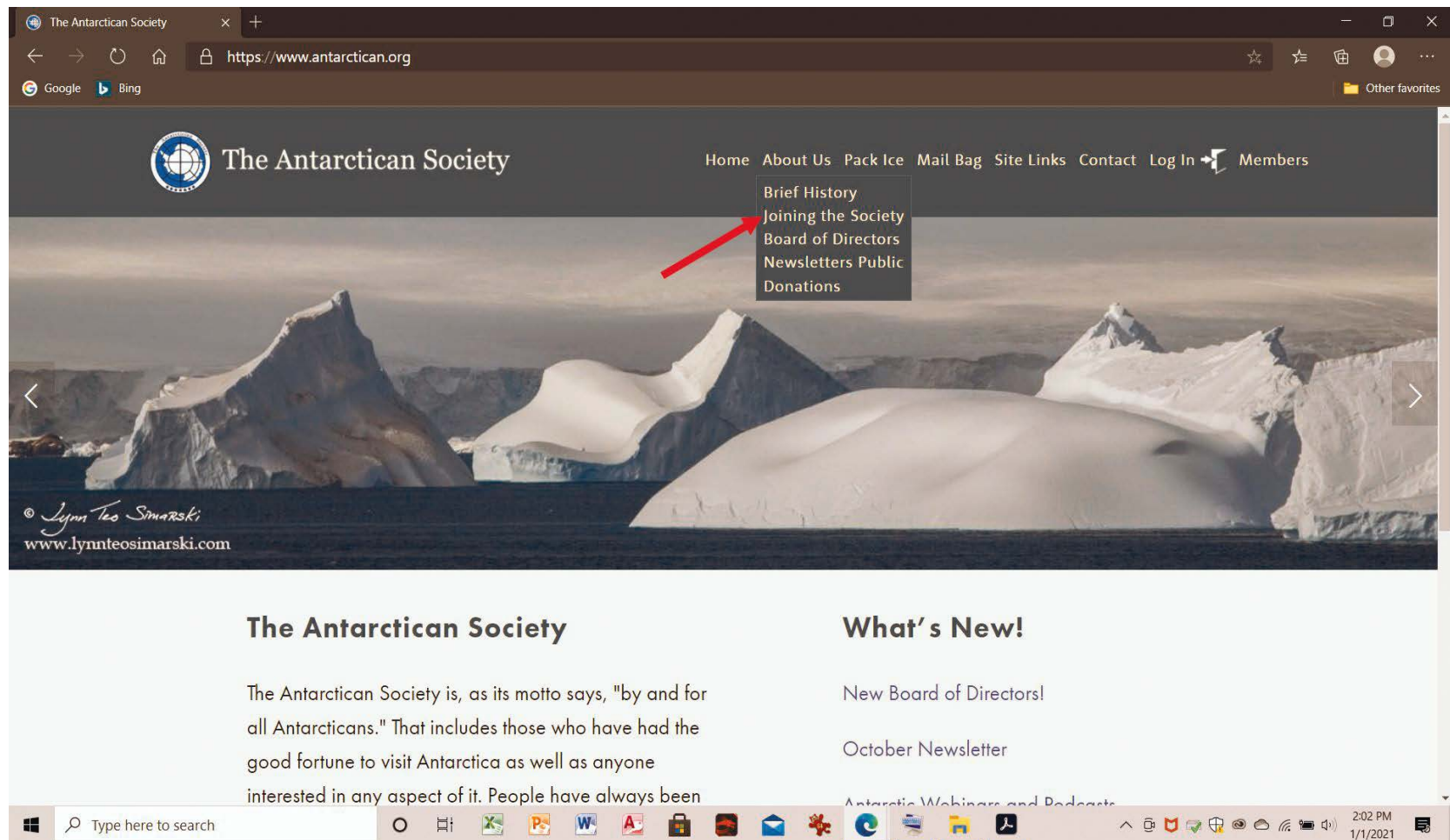


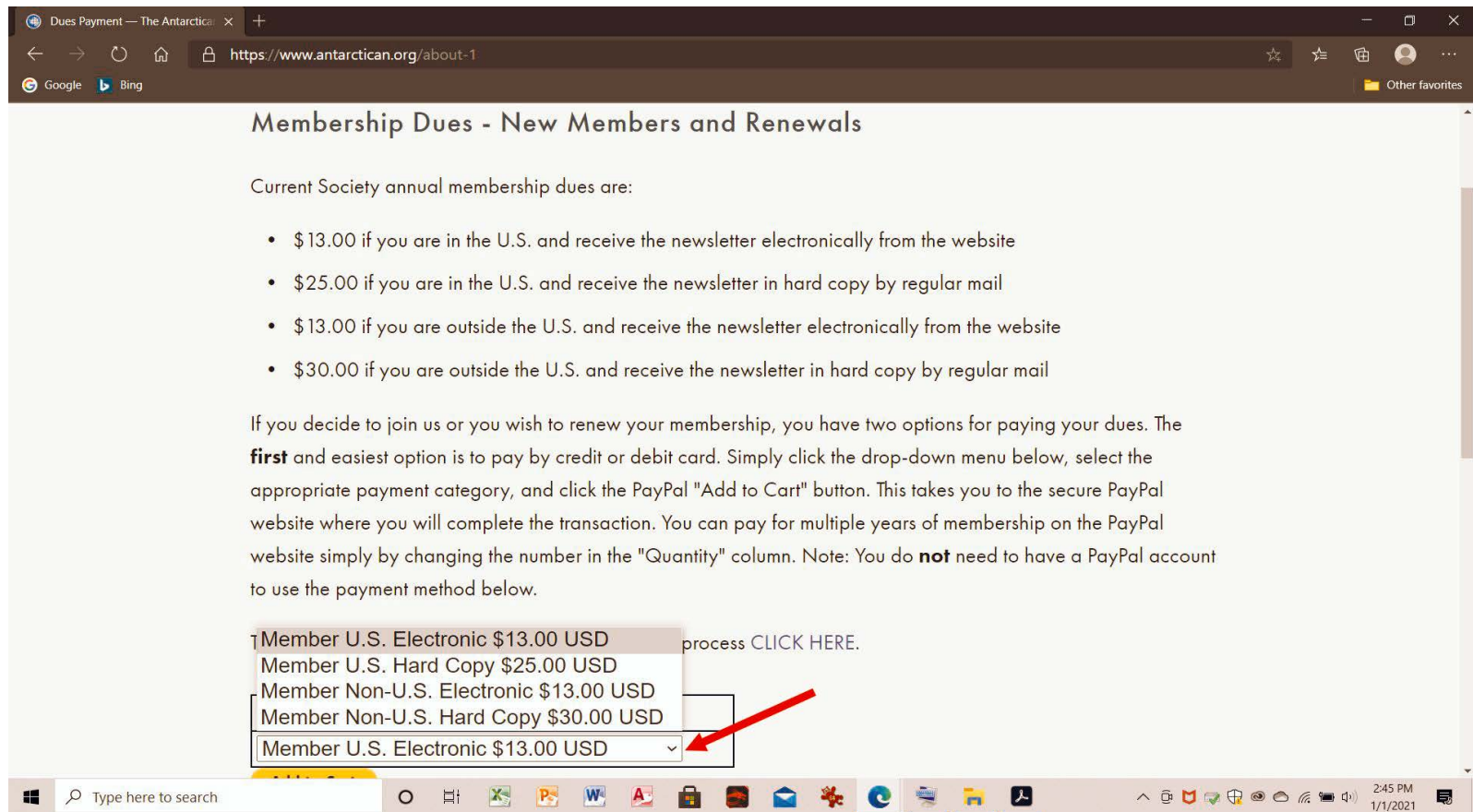
## Instructions for New Membership or Membership Renewal Through the Antarctic Society Website

This is an illustrated “walk-through” on how to pay Antarctic Society dues for new members or renewing members through the website. Payment may be made by personal credit or debit card, or through your personal PayPal account.

1. Browse to the Antarctic Society website: [www.antarctican.org](http://www.antarctican.org)
2. Select the “Joining the Society” option under the **About Us** heading on the banner:

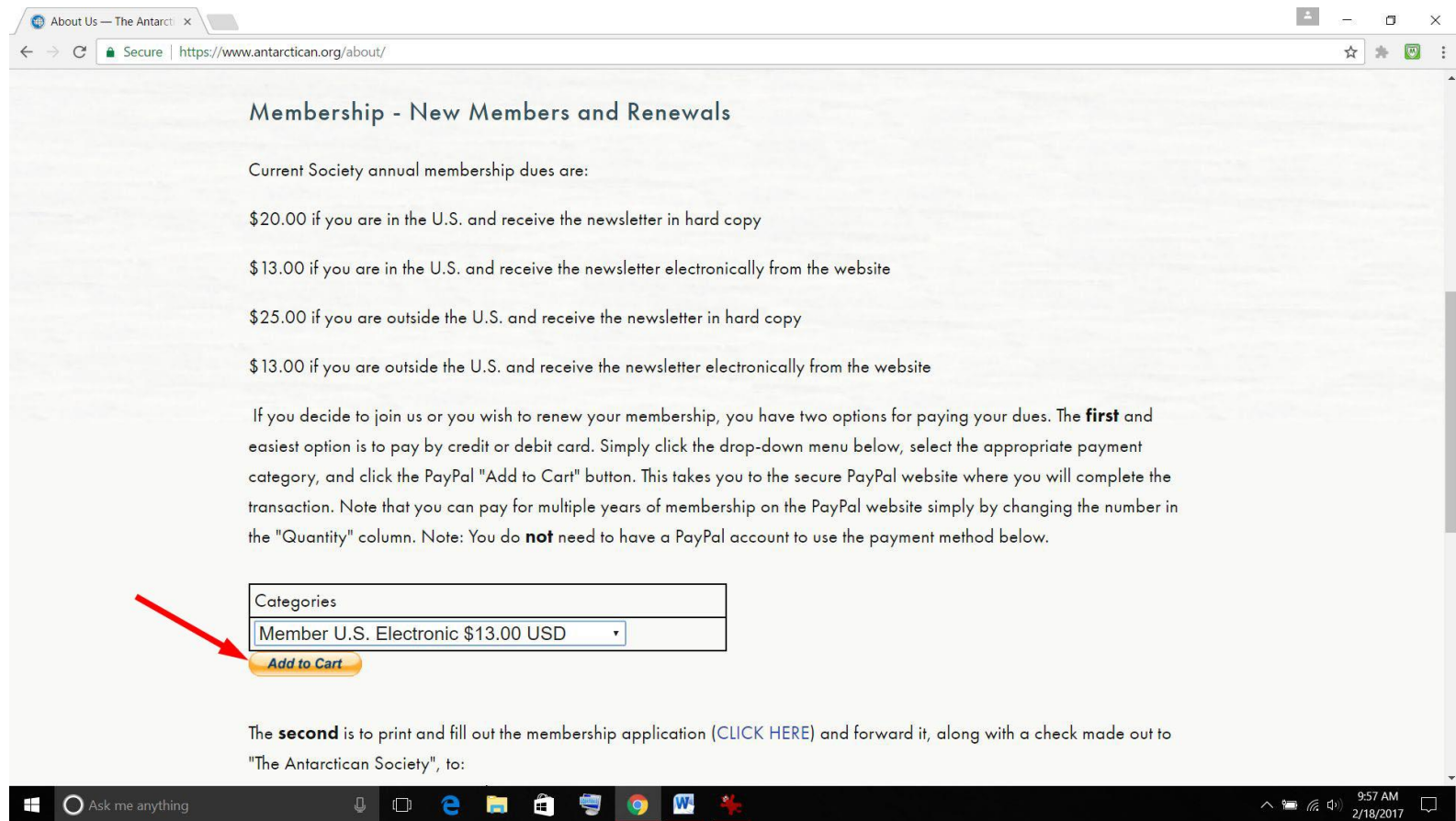


3. Under the “Membership Dues– New Members and Renewals” page, click the dropdown arrow in the Dues Payment box to reveal the drop-down options. Then select the option of your choice:



If you choose the electronic option for membership, you will receive an email from the webmaster when a newsletter is posted. That email will contain a link which, when you click on it, will bring up the newsletter in a new browser window. At that point, you can either read the newsletter online, save it to read later, or print it out in hard copy. We strongly advise you to choose electronic membership.

4. Now click the "Add to Cart" button below the Categories box:



The screenshot shows a web browser window with the URL <https://www.antarctican.org/about/>. The page title is "Membership - New Members and Renewals". It lists current society annual membership dues:

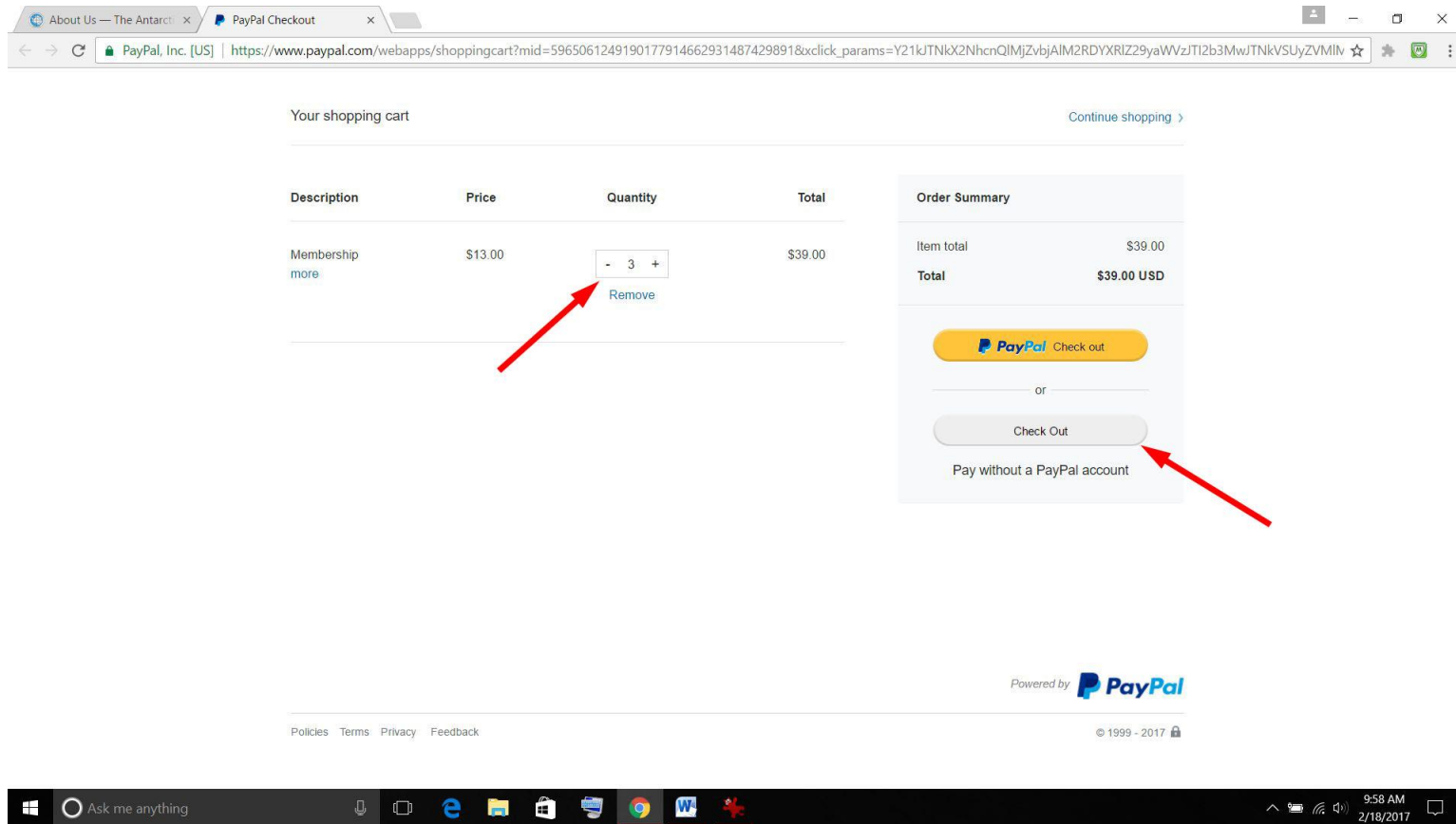
- \$20.00 if you are in the U.S. and receive the newsletter in hard copy
- \$13.00 if you are in the U.S. and receive the newsletter electronically from the website
- \$25.00 if you are outside the U.S. and receive the newsletter in hard copy
- \$13.00 if you are outside the U.S. and receive the newsletter electronically from the website

Below the list, a paragraph explains the payment process: "If you decide to join us or you wish to renew your membership, you have two options for paying your dues. The **first** and easiest option is to pay by credit or debit card. Simply click the drop-down menu below, select the appropriate payment category, and click the PayPal 'Add to Cart' button. This takes you to the secure PayPal website where you will complete the transaction. Note that you can pay for multiple years of membership on the PayPal website simply by changing the number in the 'Quantity' column. Note: You do **not** need to have a PayPal account to use the payment method below."

A red arrow points to the "Add to Cart" button, which is located below a "Categories" drop-down menu. The menu is currently set to "Member U.S. Electronic \$13.00 USD".

Below the button, the text reads: "The **second** is to print and fill out the membership application ([CLICK HERE](#)) and forward it, along with a check made out to 'The Antarctic Society', to:"

5. This will take you to the Antarctic Society page on the PayPal website. Change the “Quantity” to the number of years for which you want to pay dues. When the Quantity is adjusted, click the :”Check Out” button below the yellow “PayPal Check Out” button:



Note: If you have a PayPal account and wish to pay by this method, click the yellow “PayPal Check Out” button.

6. You will now be taken to another PayPal page to enter your credit or debit card information:

The screenshot shows a web browser window with two tabs: 'About Us - The Antarctic Society' and 'PayPal Checkout - Create'. The address bar shows the URL: [https://www.paypal.com/webapps/xoonboarding?token=8YS66398UE350623V8&click\\_params=b24wjTNEQ2F0ZWdvcmlscyUyNm9zMCUzRFUuUy4lMjUyMEVsZW50cm9uaWMIMjZjdXJyZW5j](https://www.paypal.com/webapps/xoonboarding?token=8YS66398UE350623V8&click_params=b24wjTNEQ2F0ZWdvcmlscyUyNm9zMCUzRFUuUy4lMjUyMEVsZW50cm9uaWMIMjZjdXJyZW5j). The page title is 'Antarctican Society'. The main content area is a PayPal Guest Checkout form. At the top left is the PayPal logo and a shopping cart icon showing '\$39.00 USD'. The heading is 'PayPal Guest Checkout' with a subtext 'We don't share your financial details with the merchant.' To the right is a graphic of shopping bags with a shield, and the text 'PayPal is the safer, easier way to pay' and 'No matter where you shop, we keep your financial information secure.' The form fields include: a dropdown for 'Country' set to 'United States'; a row of payment method logos (VISA, Mastercard, American Express, Discover); a 'Card number' field; 'Expires' and 'CSC' fields; 'First name' and 'Last name' fields; a 'Billing address' section with 'Street address', 'Apt., ste., bldg.', and 'City' fields. The Windows taskbar at the bottom shows the time as 10:00 AM on 2/18/2017.

When payment is complete, you will receive an acknowledgement and the Antarctic Society will receive a copy of your transaction (without any of your credit or debit card information).